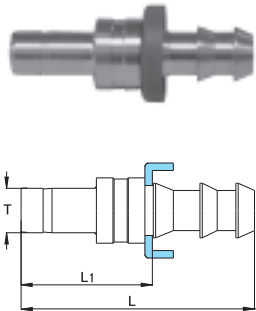


Hy-Lok Push-On Hose Fittings

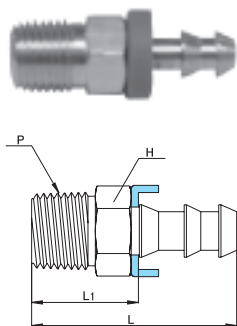
- Easy Assembly
- Reusable
- Hy-Lok Tube Adapter
- No Special Tools
- Saves Time and Cost

Tube Adapter



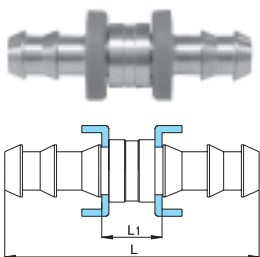
Part Number	Hose Size	T Tube O.D.	L Overall Length	L ₁ Cut-off Length
H-POTA 4 - 4	4	1/4"	1.91"	1.15"
H-POTA 6 - 6	6	3/8"	2.02"	1.15"
H-POTA 8 - 8	8	1/2"	2.42"	1.37"
H-POTA 4 - 6M	4	6mm	48.5mm	29.2mm
H-POTA 6 -10M	6	10mm	51.3mm	29.2mm
H-POTA 8 -12M	8	12mm	61.5mm	34.8mm

Male Adapter



Part Number NPT (ISO R7/1)	Hose Size	P NPT/ISO Pipe Threads	H Hex Flat	L Overall Length	L ₁ Cut-off Length
H-POMA 4 - 4N(R)	4	1/4"	9/16"	1.68"	0.92"
H-POMA 6 - 4N(R)	6	1/4"	11/16"	1.80"	0.93"
H-POMA 6 - 6N(R)	6	3/8"	11/16"	1.80"	0.93"
H-POMA 8 - 8N(R)	8	1/2"	7/8"	2.19"	1.15"

Straight Union



Part Number	Hose Size	L Overall Length	L ₁ Cut-off Length
H - POU - 4	4	2.07"	0.55"
H - POU - 6	6	2.25"	0.52"
H - POU - 8	8	2.61"	0.52"

■ HOW TO ORDER

Use S316 for 316 Stainless Steel or BRAS for Brass as a suffix to the Part Number.
Example : H - POTA 6 - 6 - S316

ASSEMBLY

1. Lubricate fitting with light oil.
2. Push hose onto fitting until hose bottoms into plastic cap.

■ TYPE APPROVALS (for Hy-Lok Tube Fittings)



American Bureau Shipping
CERTIFICATE NO.00-BK50288-X



Lloyd's Register
CERTIFICATE NO.01/10075



GERMANISCHER LLOYD
CERTIFICATE NO.57798-91 HH



DET NORSKE VERITAS
CERTIFICATE NO.P-9100



Distributed by :

www.hy-lok.com