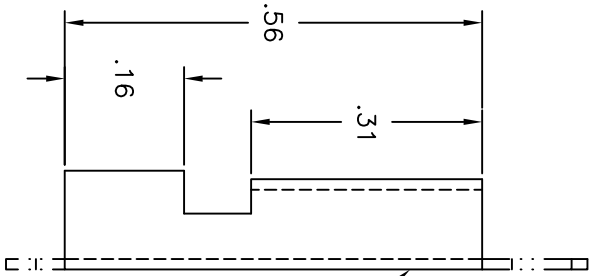
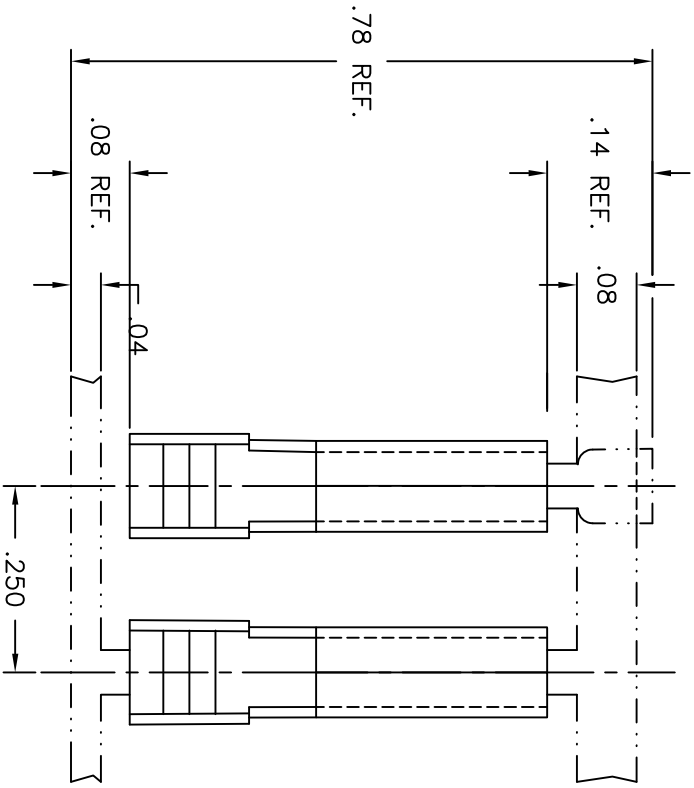
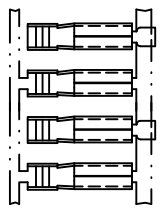
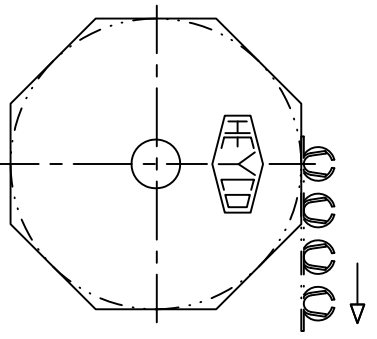


USE FOLDOVER GAGE FOR SPC.




HEYCO LOGO



UNWINDING INFORMATION

FEED FROM LEFT TO RIGHT
CRIMP IN FRONT & UPRIGHT



HEYCO PRODUCTS, INC.
TOMS RIVER, NEW JERSEY
FAX (732) 244-8843

PART DRAWING

TOLERANCES +/-: .XX=.01 .XXX=.005 ANG.=2°	
MATL.: BRASS	FINISH:
THICK: .014	WIRE STRIP LENGTH: .19
WIRE RANGE (AWG): 18-16	
TOOLING: UNIV. DIE=A011, PUNCH=C180, ANVL-C181	
DIE BASE=N/A, PUNCHES=N/A, ANVLS=N/A	
DRAWN: TMC	REVISION: MEG
DATE: 12-9-91	DATE: 07/02/01
APPROVED: _____	

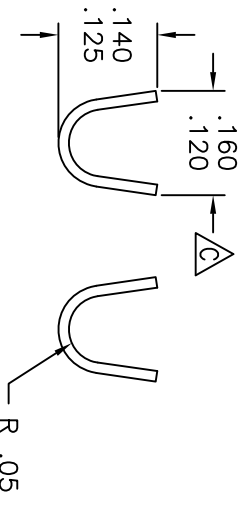
TVR-93
DESCRIPTION

7335	7335-001	F
PART NUMBER	CATALOG NUMBER	REVISION



NOTE:

VIEW: CRIMPS



1.) CRITICAL DIMENSION TO BE CHECKED AS PART OF THE IN-PROCESS INSPECTION (SPC).