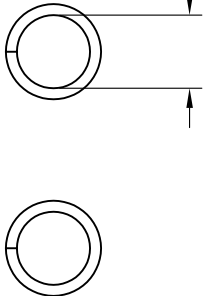
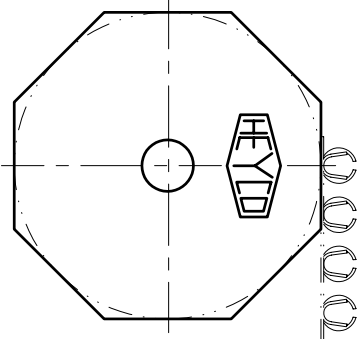
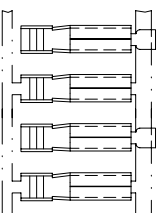


$\triangle C$.091 ± .001


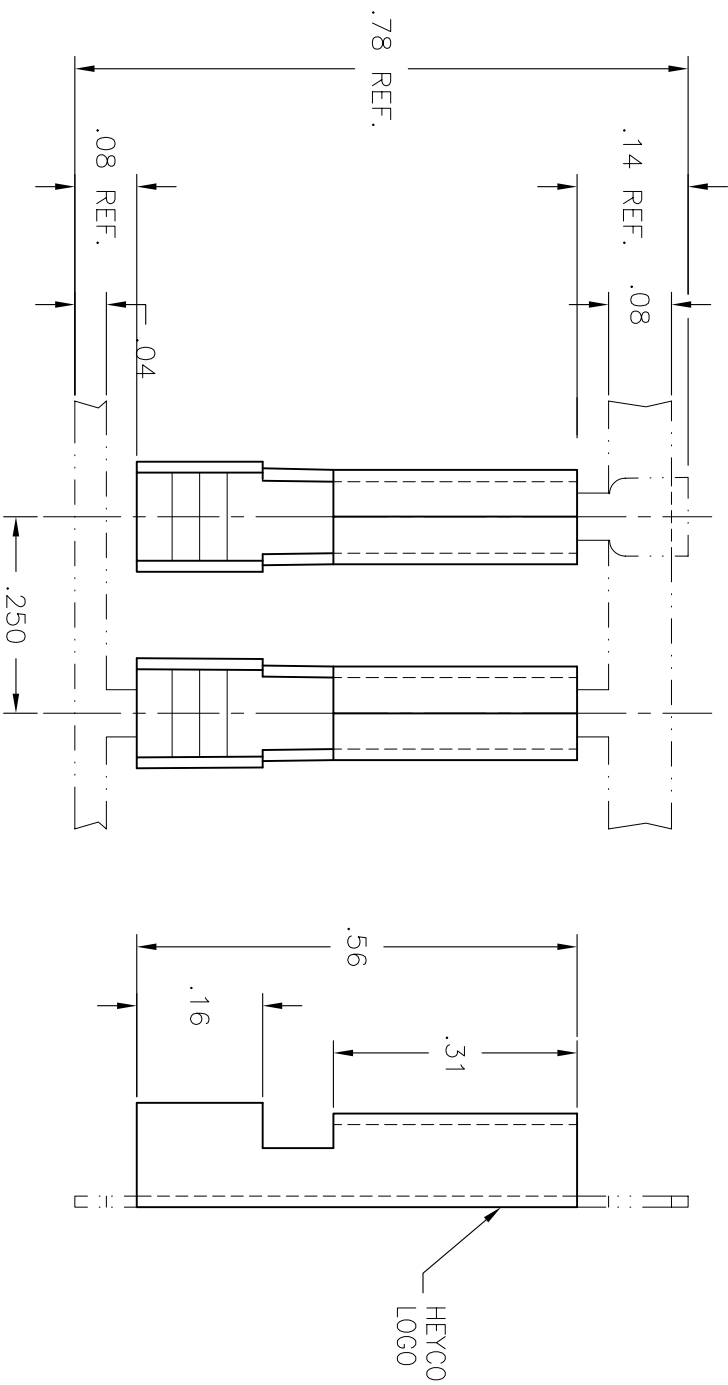


$\triangle C$ USE FOLDOVER GAGE FOR SPC.



UNWINDING INFORMATION

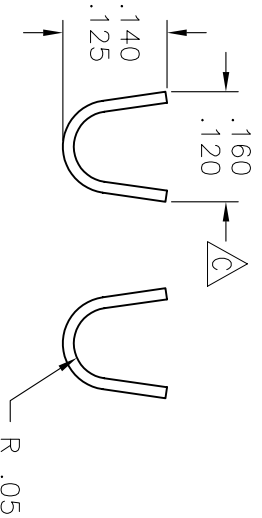
FEED FROM LEFT TO RIGHT
CRIMP IN FRONT & UPRIGHT



NOTE:

1.) $\triangle C$ CRITICAL DIMENSION TO BE CHECKED AS PART OF THE IN-PROCESS INSPECTION (SPC).

VIEW: CRIMPS



HEYCO
 HEYCO PRODUCTS, INC.
 TOMS RIVER, NEW JERSEY
 (732) 286-1800 FAX (732) 244-8843

PART DRAWING

TOLERANCES +/-: .XX=.01 .XXX=.005 ANG.=2	
MATL: BRASS	FINISH:
THICK: .014	WIRE STRIP LENGTH: .19
WIRE RANGE (AWG): 18-14	
TOOLING: UNV. DIE-A011, PUNCH-C180, ANVL-C181	
DIE BASE-N/A, PUNCHES-N/A, ANVLS-N/A	
DRAWN: TMC DATE: 12-9-91	APPROVED: DATE:

TVR-91	
DESCRIPTION	
7300	7300-001
PART NUMBER	CATALOG NUMBER
	REVISION
	F