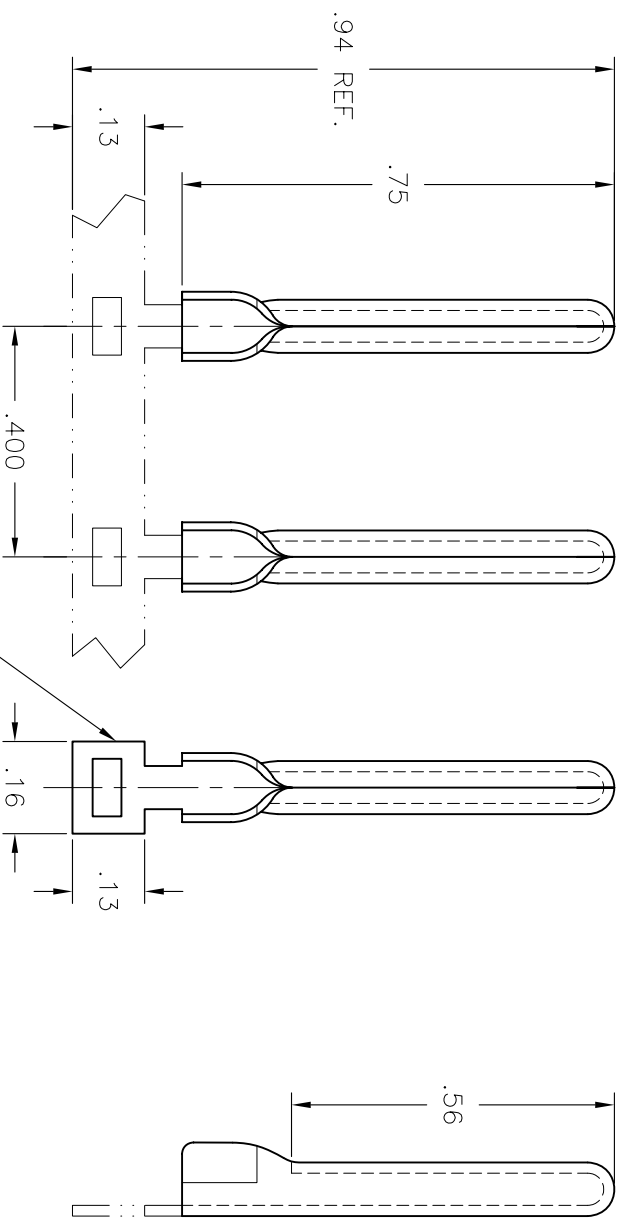
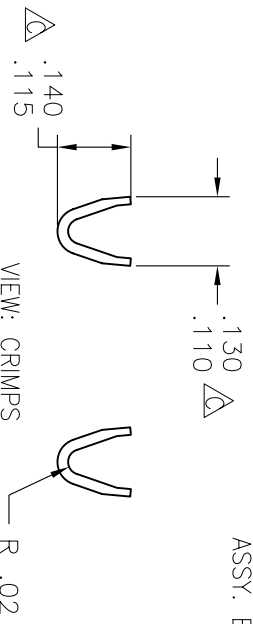


**UNWINDING INFORMATION**

FEED FROM LEFT TO RIGHT  
CRIMP IN FRONT & UPRIGHT




NOTE:  
OPTIONAL CUT OFF ON  
ASSY. EQUIPMENT



VIEW: CRIMPS

**NOTE:**

1.) CRITICAL DIMENSION TO BE CHECKED AS PART  
OF THE IN-PROCESS INSPECTION (SPC).



**HEYCO PRODUCTS, INC.**  
TOMS RIVER, NEW JERSEY  
FAX (732) 244-8843

(732) 286-1800

**PART DRAWING**

TOLERANCES +/-: .XX=.01 .XXX=.005 ANG.=2°	
MATL.: BRASS	FINISH:
THICK: .019	WIRE STRIP LENGTH: .19
WIRE RANGE (AWG): 18	
TOOLING: UNIV. DIE-A011, PUNCH-C229, ANVL-C231	
DIE BASE-N/A, PUNCHES-N/A, ANVLS-N/A	
DRAWN: PJC	REVISED: MEG
DATE: 2-17-92	DATE: 06/04/01
	APPROVED:

P-93-L/R  
DESCRIPTION

PART NUMBER	7000	7000-001
CATALOG NUMBER		
REVISION		B