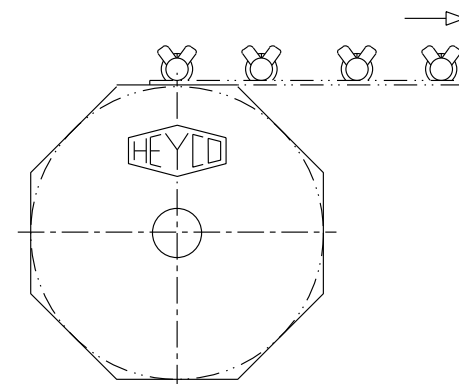
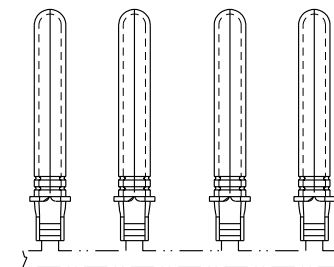
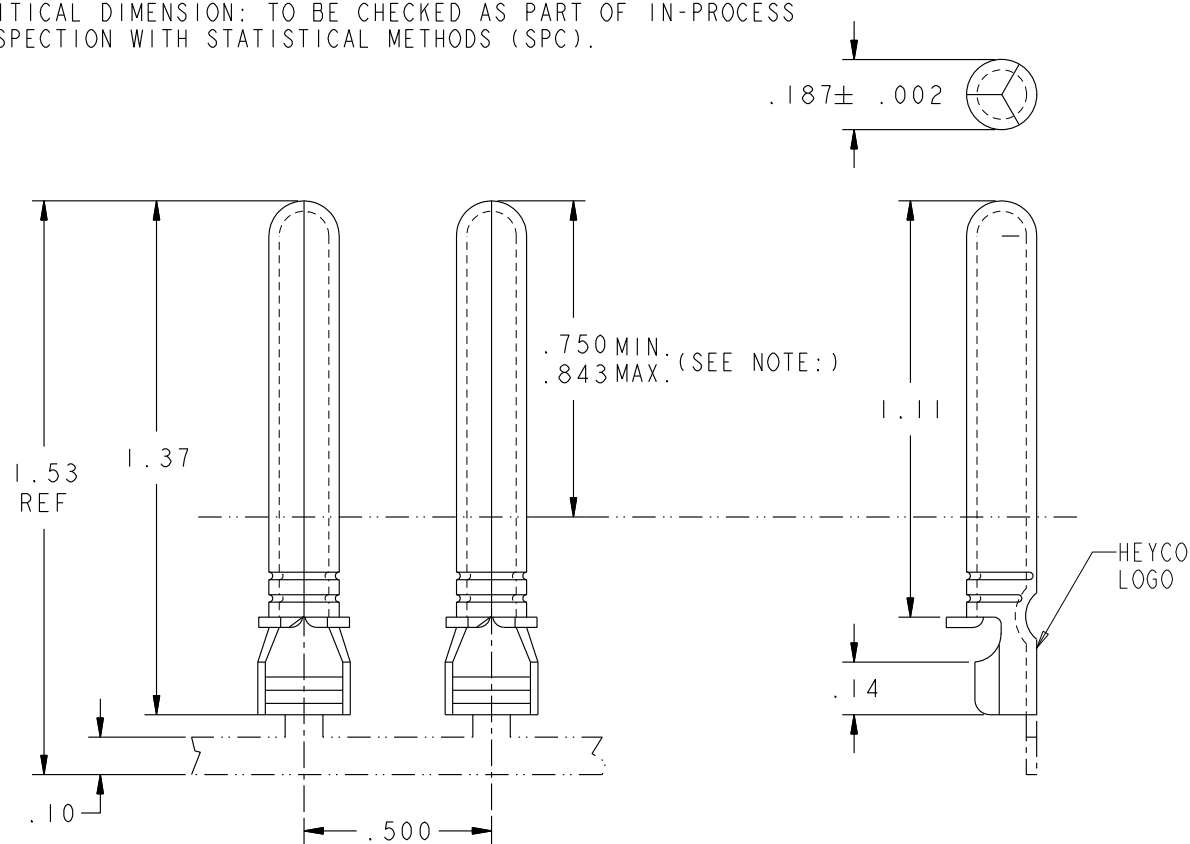


△ CRITICAL DIMENSION: TO BE CHECKED AS PART OF IN-PROCESS INSPECTION WITH STATISTICAL METHODS (SPC).



UNWINDING INFORMATION


FEED FROM LEFT TO RIGHT
CRIMP IN FRONT & UPRIGHT

NOTE:

REFER TO PAGE 10, FIG. C1.5 UNDER UL1681,
AND CLAUSE 4.1.2.2 IN CSA C22.2
WHICH REFERENCES NEMA WD-6-1988.

TOOLING: UNIV. DIE-A011, PUNCH-C001, ANVIL-C009
DIE BASE-0626, PUNCHES-0K55, ANVILS-0K53

TOLERANCE UNLESS OTHERWISE SPECIFIED: .XX ± .01 .XXX ± .005 ANGULAR ± 2°

MATERIAL:	 HEYCO PRODUCTS, INC. TOMS RIVER, NEW JERSEY	DESCRIPTION:	<div>4</div> 5888
BRASS		5881-801 186-L-L/R	
THICKNESS:		WIRE RANGE: 14-10 WIRE STRIP LENGTH: .19	PART No.
.028			REV.: 4

HEYCO PRODUCTS, INC. claims proprietary rights to the material disclosed hereon. This drawing and/or technical information is the property of HEYCO PRODUCTS, INC. and is issued in confidence for use only as authorized, and may not be reproduced or described or shown to others without written permission from HEYCO PRODUCTS, INC.