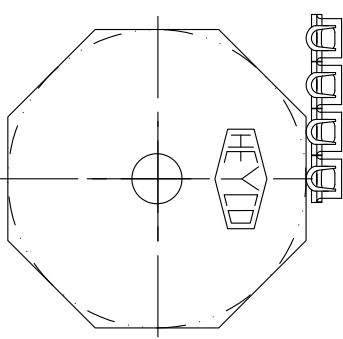
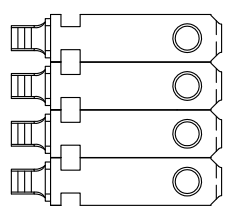



VIEW: CRIMPS  
VIEW: KNEE

NOTES:

- 1.) REFER TO UL1681 PAGE 10, FIG. C1.5, AND CLAUSE 4.12.2 IN CSA C22.2 WHICH REFERENCES NEMA WD-16-1988.
- 2.)  CRITICAL DIMENSION TO BE CHECKED AS PART OF THE IN-PROCESS INSPECTION (SPC).



UNWINDING INFORMATION  
FEED FROM RIGHT TO LEFT.  
CRIMP IN FRONT & UPRIGHT.

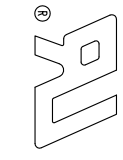


HEYCO PRODUCTS, INC.  
TOMS RIVER, NEW JERSEY  
FAX (732) 244-8843  
(732) 286-1800

PART DRAWING

TOLERANCES +/-: .XX=.01 .XXX=.005 ANG.=2°	
MATL: BRASS	FINISH:
THICK: .028	WIRE STRIP LENGTH: .19
WIRE RANGE (AWG): 18-14	
TOOLING: UNIV. DIE-A001, PUNCH-C234, ANVIL-C253 /DIE BASE-0629, PUNCHES-0059(14), DA66(18-16), ANVILS-0K85	
DRAWN: M.S	REVISED: MEG
DATE: 10-04-91	DATE: 6/8/01
APPROVED: _____	

110-N-R/L	
DESCRIPTION	
5461	5400-602
PART NUMBER	CATALOG NUMBER
	REVISION
	G



LS-91824