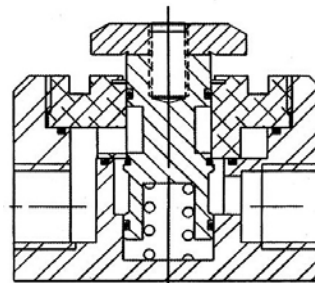


MOV Series

Manual Shut Off Valve

Material: PVC, PP, PVDF, TEFLON
Size: 1/4" - 2"
Pressure Rating: 150 psi
Seals: EPDM, VITON, KALREZ
Connections: FNPT Threaded (1/4" - 1")
MPT (1 1/2" - 2")
Metric Butt Fusion (PP & PVDF only)



ISO 9002 CERTIFIED

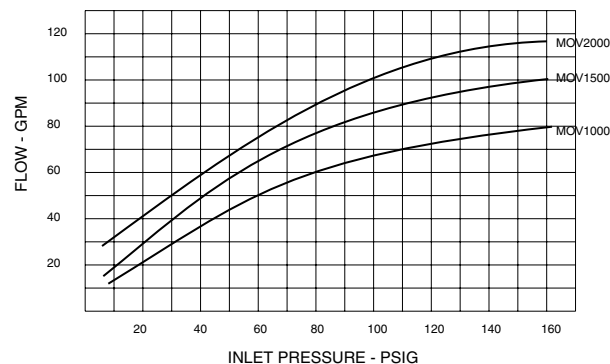
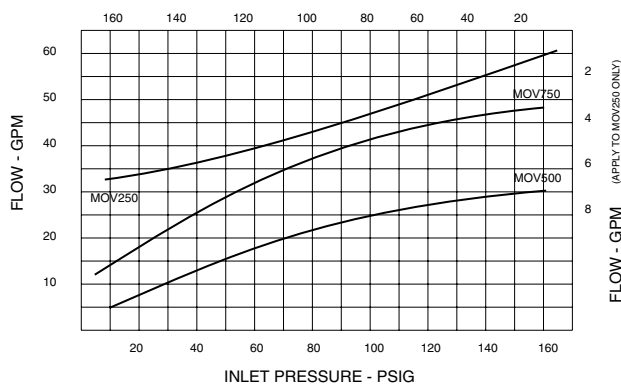
Engineering Guide Specification

Materials of Construction:

PVC: Class 12454B per ASTM D1784
PP: Class PP 110B76383 per ASTM D4101
PVDF: Type 1 per ASTM D3222

Guide Specification: The SIMTECH MOV series manual operated valve features a compact thermoplastic valve designed to be used with a minimum of hand, foot or knee pressure. This allows one or both hands to be free for other tasks. This patented valve is designed so there is no metal contact with the fluid. A Teflon wiper ring prevents most dirt from entering through the top of the valve. Automatic fail-safe shut-off. Direct acting full flow and top entry for easy maintenance makes this an ideal valve for most manual applications. Suitable for most harsh chemicals. The standard valve is normally closed (push-to-open, release-to-close), as manufactured by SIMTECH.

Pressure/Temperature Graph: Working PSI/Fahrenheit



Dimensional Data

d Inches	A	B	C	Cv	Ports
1/4	2.00	1.80	.500	.580	FNTP
1/2	3.00	2.50	.700	2.84	FNTP
3/4	3.50	3.00	.900	4.14	FNTP
1	4.00	3.50	1.10	5.86	FNTP
1 1/2	5.00	4.70	1.50	16.7*	MPT
2	6.00	5.50	1.70	22.3*	MPT

(*) Cv value @ 150 GPM

