


CLAMP TYPE MITER & BEVEL GEARS • 72 PITCH




AGMA 10
1/8 BORE
PRECISION MATCHED SETS
20° PRESSURE ANGLE

PHONE: 516.328.3300 • FAX: 516.326.8827 • WWW.SDP-SI.COM



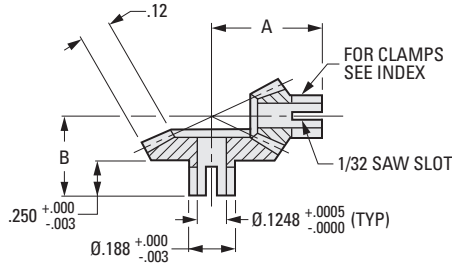
> MATERIAL:

303 Stainless Steel
2024-T4 or -T351 Aluminum Alloy,
anodized before cutting.



Available on special order:
Different bore size and/or material,
passivation for Stainless Steel.

Sold as Set



INCH COMPONENT

Catalog Number	Ratio	No. of Teeth	P.D.	A	B	Material
S1353Z-72S24A024	1:1	24	.333	.499	.499	Stainless Steel Aluminum
S1353Z-72S24S024	1:1	24	.333	.499	.499	Stainless Steel
S1353Z-72A24A024	1:1	24	.333	.499	.499	Aluminum
S1353Z-72S36A036	1:1	36	.500	.593	.593	Stainless Steel Aluminum
S1353Z-72S36S036	1:1	36	.500	.593	.593	Stainless Steel
S1353Z-72A36A036	1:1	36	.500	.593	.593	Aluminum
S1353Z-72S36A054	1:1-1/2	36 54	.500 .750	.702	.593	Stainless Steel Aluminum
S1353Z-72S36S054	1:1-1/2	36 54	.500 .750	.702	.593	Stainless Steel
S1353Z-72A36A054	1:1-1/2	36 54	.500 .750	.702	.593	Aluminum
S1353Z-72S36A072	1:2	36 72	.500 1.000	.812	.593	Stainless Steel Aluminum
S1353Z-72S36S072	1:2	36 72	.500 1.000	.812	.593	Stainless Steel
S1353Z-72A36A072	1:2	36 72	.500 1.000	.812	.593	Aluminum
S1353Z-72S36A108	1:3	36 108	.500 1.500	1.062	.593	Stainless Steel Aluminum
S1353Z-72S36S108	1:3	36 108	.500 1.500	1.062	.593	Stainless Steel
S1353Z-72A36A108	1:3	36 108	.500 1.500	1.062	.593	Aluminum
S1353Z-72S36A144	1:4	36 144	.500 2.000	1.312	.593	Stainless Steel Aluminum
S1353Z-72S36S144	1:4	36 144	.500 2.000	1.312	.593	Stainless Steel
S1353Z-72A36A144	1:4	36 144	.500 2.000	1.312	.593	Aluminum

