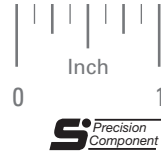


# PIN TYPE MITER & BEVEL GEARS • 72 PITCH



AGMA 10  
1/8 BORE  
PRECISION MATCHED SETS  
20° PRESSURE ANGLE

PHONE: 516.328.3300 • FAX: 516.326.8827 • WWW.SDP-SI.COM

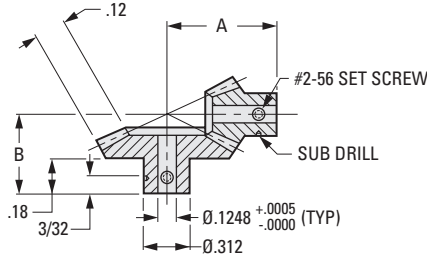



**MATERIAL:**

303 Stainless Steel  
2024-T4 or -T351 Aluminum Alloy,  
anodized before cutting.

Available on special order:  
Different bore size and/or material,  
passivation for Stainless Steel.

Sold as Set



## INCH COMPONENT

| Catalog Number   | Ratio   | No. of Teeth | P.D.          | A     | B    | Material                           |
|------------------|---------|--------------|---------------|-------|------|------------------------------------|
| S1343Z-72S24A024 | 1:1     | 24           | .333          | .437  | .437 | Stainless Steel<br>Aluminum        |
| S1343Z-72S24S024 | 1:1     | 24           | .333          | .437  | .437 | Stainless Steel                    |
| S1343Z-72A24A024 | 1:1     | 24           | .333          | .437  | .437 | Aluminum                           |
| S1343Z-72S36A036 | 1:1     | 36           | .500          | .531  | .531 | Stainless Steel<br>Aluminum        |
| S1343Z-72S36S036 | 1:1     | 36           | .500          | .531  | .531 | Stainless Steel                    |
| S1343Z-72A36A036 | 1:1     | 36           | .500          | .531  | .531 | Aluminum                           |
| S1343Z-72S36A054 | 1:1-1/2 | 36<br>54     | .500<br>.750  | .640  | .531 | Stainless Steel<br>Aluminum        |
| S1343Z-72S36S054 | 1:1-1/2 | 36<br>54     | .500<br>.750  | .640  | .531 | Stainless Steel<br>Stainless Steel |
| S1343Z-72A36A054 | 1:1-1/2 | 36<br>54     | .500<br>.750  | .640  | .531 | Aluminum<br>Aluminum               |
| S1343Z-72S36A072 | 1:2     | 36<br>72     | .500<br>1.000 | .750  | .531 | Stainless Steel<br>Aluminum        |
| S1343Z-72S36S072 | 1:2     | 36<br>72     | .500<br>1.000 | .750  | .531 | Stainless Steel<br>Stainless Steel |
| S1343Z-72A36A072 | 1:2     | 36<br>72     | .500<br>1.000 | .750  | .531 | Aluminum<br>Aluminum               |
| S1343Z-72S36A108 | 1:3     | 36<br>108    | .500<br>1.500 | 1.000 | .531 | Stainless Steel<br>Aluminum        |
| S1343Z-72S36S108 | 1:3     | 36<br>108    | .500<br>1.500 | 1.000 | .531 | Stainless Steel<br>Stainless Steel |
| S1343Z-72A36A108 | 1:3     | 36<br>108    | .500<br>1.500 | 1.000 | .531 | Aluminum<br>Aluminum               |
| S1343Z-72S36A144 | 1:4     | 36<br>144    | .500<br>2.000 | 1.250 | .531 | Stainless Steel<br>Aluminum        |
| S1343Z-72S36S144 | 1:4     | 36<br>144    | .500<br>2.000 | 1.250 | .531 | Stainless Steel<br>Stainless Steel |
| S1343Z-72A36A144 | 1:4     | 36<br>144    | .500<br>2.000 | 1.250 | .531 | Aluminum<br>Aluminum               |

