


GROUND RACKS – MODULE 0.5, 0.8, 1 & 1.5

PHONE: 516.328.3300 • FAX: 516.326.8827 • WWW.SDP-SI.COM

ISO CLASS 5
GROUND TEETH
20° PRESSURE ANGLE

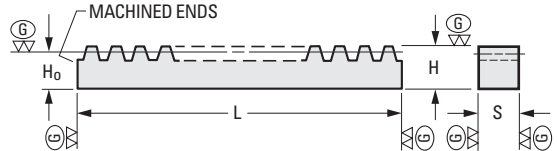


> MATERIAL:

AISI 1045 Steel Hardened
to HRC 27...32

> SPECIFICATIONS:

Tolerance h8: 8 & 10 mm 0/-0.022
12 & 15 mm 0/-0.027
20 mm 0/-0.033



METRIC COMPONENT

| Catalog Number | Module | No. of Usable Teeth | S Face Width h8 | H Height h8 | H ₀ Pitch Distance | L Stock Length mm |
|------------------|--------|---------------------|-----------------|-------------|-------------------------------|-------------------|
| S18C05M128P0812G | 0.5 | 128 | 8 | 12 | 11.5 | 201.06 |
| S18C08M080P0812G | 0.8 | 80 | 8 | 12 | 11.2 | 201.06 |
| S18C10M096P1015G | 1 | 96 | 10 | 15 | 14 | 301.59 |
| S18C15M064P1520G | 1.5 | 64 | 15 | 20 | 18.5 | 301.59 |

See index for ground spur gears.

JOINING GAUGES for GROUND RACKS – MODULE 0.5, 0.8 1 & 1.5

ISO CLASS 5
GROUND TEETH
20° PRESSURE ANGLE

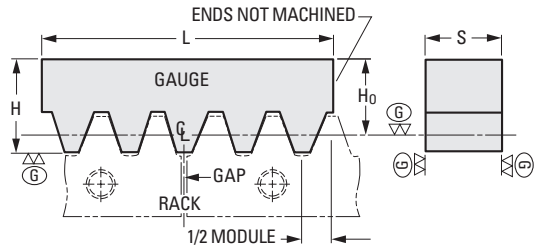


> MATERIAL:

AISI 1045 Steel Hardened
to HRC 27...32

> SPECIFICATIONS:

Tolerance h8: 8 & 10 mm 0/-0.022
12 & 15 mm 0/-0.027
20 mm 0/-0.033



METRIC COMPONENT

| Catalog Number | Mod. | 1/2 Module | | No. of Teeth | S Face Width h8 | H Height h8 | H ₀ Pitch Distance | L Stock Length approx. |
|----------------|------|------------|---------------|--------------|-----------------|-------------|-------------------------------|------------------------|
| | | Dim. | Tol. | | | | | |
| S18C05MGAGE-G | 0.5 | 0.785 | -0.02 / -0.08 | 29 | 8 | 12 | 11.5 | 45.3 |
| S18C08MGAGE-G | 0.8 | 1.256 | -0.03 / -0.12 | 18 | 8 | 12 | 11.2 | 44.9 |
| S18C10MGAGE-G | 1 | 1.57 | -0.03 / -0.12 | 14 | 10 | 15 | 14 | 43.6 |
| S18C15MGAGE-G | 1.5 | 2.356 | -0.04 / -0.16 | 9 | 15 | 20 | 18.5 | 41.9 |

See index for ground spur gears.